

Our Mission Statement

The Association of NWSteelheaders Anglers dedicated to enhancing and protecting fisheries and their habitats for today and the future

September 2016, Sandy River Chapter Newsletter

MEETING DATE: Wednesday, September 7

The Sandy River Chapter of the Northwest Steelheaders will meet Wednesday, September 7, 7:00 to 9:00 p.m., Sam Cox Building, Glenn Otto Park, 1102 E. Columbia River Highway, Troutdale, OR.

SEPTEMBER 7th PROGRAM

A special “How To” night

Our September program is a special “How To” night, rather like a mini clinic. Several “old hands” will demonstrate spinner making design and building with different wire bending units.

You’ll see how to build trolling spinners and casting spinners, and there’ll be a handout showing the blade types, construction layouts, and parts suppliers for each of you to take home.

Spinner making is easier than you think. Come and See!!

SANDY RIVER CHAPTER: UPCOMING EVENTS

SEPTEMBER, 2016

- 7 Chapter meeting, Glenn Otto
- 14 Chapter Board Meeting Izzy’s
- 17 Weekend, Tillamook Fish-Along/
Crab - Along.
- 24 October newsletter deadline


OCTOBER, 2016

- 5 Chapter Meeting Glen Otto
- 12 Chapter Board Meeting,
Izzy’s, Gateway Shopping
Center
- 13-15 SHOT Tournament, Tillamook

Visit our website at <http://www.sandysteelheaders.org/>

SANDY RIVER CHAPTER OFFICERS

President	Senior Vice President	Vice President	Secretary	Treasurer
Steve Rothenbucher (503) 257-0039 rothenbuchers@gmail.com	Robert Wisher (503) 780-8212 rjwisherstix@gmail.com	Don Voeks (503) 661-1816 donvoeks@gmail.com	Frank Cantino (503) 347-3708 fcantino@gmail.com	John Hydorn (503) 255-0600 johnhydorn@gmail.com



Learn to make your own spinners!

A free "How To Night"

Presented by the Sandy River Chapter, NW Steelheaders

- **When** - Wednesday September 7th, 7-9 PM
- **Where** - Glenn Otto Park, Troutdale
1102 East Columbia River Highway
- **Cost— FREE**

Making spinners is easier than you think! And you can save lots of \$\$ doing it! Let us show you how. We'll also give you a free handout listing suppliers for everything you need to do it.

There will be a FREE door prize drawing for all attendees for a great box of salmon and steelhead spinners . You may be the lucky winner!

Contact info— Larry Palmer palmerlarryd@yahoo.com

Tillamook Fish-Along/Crab-Along, Weekend of Sep. 17, 2016

The Sandy River Chapter's Fall Chinook fish-along and the McLoughlin Chapter's Crab-along will join forces this year to enjoy the best of two worlds! These two events have been conducted separately in Tillamook in September for about two decades. The McLoughlin Chapter has a biggest crab contest with close to limits per crabber over several days and the Sandy Chapter has achieved up to a fish per angler in two days of fishing.



Carol Clark's Granddaughter with a really big crab and the McLoughlin Trophy.



Close to a typical Tillamook Bay Fall Chinook catch at last year's Fish-Along.

Combining these great events and inviting other Steelheaders to join us, we gain options! Got a camper or other RV needing hookups, or just like tent camping? The Barview Camp Ground has all the amenities for tenters and full hookups for RVs. Does a bunk house feel like a better fit? The Sandy Chapter has the 4-H bunk house at the Tillamook fairground, where meals will be provided. A self-contained camper can stay at the fairground but without sewer hookups and only 20 amp electric. A few 50 amp sites are available.

Show up Friday evening for a pizza dinner and a fishing report and fishing and crabbing clinic. There will be breakfast Saturday and Sunday morning and a "build your own" lunch bar with lunch meat selections for sandwiches, fruit, a snack, and a beverage. With breakfast in your belly and a lunch bag in your hand, you are ready to head out with your fishing buddies. There will be a BBQ dinner Saturday night followed by tales of the day's exploits and setting up teams for those who want to fish the next day. Big fish prizes will be awarded. Sunday morning starts with another hot breakfast and lunch bar. All this for just \$80! (See fee details below.) Everyone will need to pack out before leaving for fishing Sunday morning. (The dorm will be cleaned and locked up when everyone leaves. The gate will be left unlocked until late afternoon for the RVs.)

Got a boat? Bring it! Those volunteering their boats for this event will get a \$20 discount on their event registration. Boat captains are able to pick their own passengers, but we will help coordinate other boaters and riders to balance local knowledge and expertise to insure this is a learning experience for everyone who needs it as well as being a great weekend of fishing. This will be done well in advance to allow participants to coordinate their fishing. Riders are expected to cover boat fuel, launch fees, and bait (which are only a portion of the boat owner's cost).

There may be fresh dungenous crab for Dinner – assuming we can catch enough prior to the event and on Saturday. Interested in doing some crabbing? (One boat with three crabbers can get a limit of 36

crabs. A boater that takes out two sets of three crabbers can get up to 84 crab which has been accomplished in previous years.) Let us know if you are interested, particularly if you have a boat and some traps.

We will have prizes (of minimal value) for big fish. Prizes go to the anglers with the largest fish by weight after being gutted and gilled. (This allows anglers to take good care of their catch for optimum food quality.) Ties will go to the longest fish. Entries must be at the Tillamook Fairground Dorm weigh-in no later than 5:00pm on Saturday.

The rules for the largest crab among members of McLoughlin Chapter: Each crabber must pull three traps and mark their largest crab to be measure at the boiling station. The crab will all be measured by the same stick or caliper. The weigh masters decision is final.

Location

The Tillamook Fairground Dorm is an ideal location for this event. It is located between the most popular Tillamook Bay boat ramps and is between the Wilson and Trask Rivers. There are also bank fishing opportunities just as close. There is water and 20 amp electrical service (with a few 50 amp at extra cost) for RVs and plenty of parking for boats and other vehicles.

The dorm has a large kitchen and dining/meeting room on the main floor and two bunk rooms with bathroom & showers up stairs. Bring your sleeping bag, towel, and other shower supplies. A hot shower really feels good after a day on the bay! (Ear plugs can be helpful if there are attendees that snore.)

Other options include the traditional Crab-Along's Barview Jetty County Park, located at the Tillamook Bay north jetty, just north of Garibaldi. Make reservations soon if you are coming before the fairground is available. Register on line at <http://reservations.co.tillamook.or.us/> or call (503) 322-3522.



Happy Sandy Chapter members showing their catch.

Directions

The Tillamook Fairground Dorm is easy to get to. It is just south of Highway 6 on Third Street, just off the Wilson River Loop Road. (Turn south off Highway 6 at the yellow flashing light. This road dead ends into the Fairground and the dorm is the 2 story building on your right.)

Event Schedule

Friday, Sep. 16, 2016

3:00 PM Dorm Opens

6:00 PM dinner and a fishing report and

fishing clinic.

7:30 PM Build Your Own Lunch Bar

Sunday, Sep. 18, 2016

5:30 AM Breakfast (sunrise is at 6:58am.)

9:00 AM Everything must be out of the dorm.

5:00 PM All Vehicles, trailers, and RVs must be out of the fairground so the gate

can be locked.

Saturday, Sep. 17, 2016

5:30 AM Breakfast (sunrise is at 6:57am.)

4:00 to 5:00 PM Tournament Fish Measured

6:00 PM Dinner & Prizes

8:30 PM Build Your Own Lunch Bar

Cost – Fees are due no later than Friday, Sep. 9, 2016:

(This is not a fund raiser. These fees just cover all the costs.)

- Per individual staying at the dorm: \$80 (no reduction for staying only one of the two nights – we still need to make accommodations)
- Per additional family members staying at the dorm: \$70
- Per individual or family member not staying at the dorm but participating in evening meals and activities: \$30 (does not include breakfast or lunch)
- Not staying at dorm but participating in all meals: \$50
- There are a limited number of RV sites with 20 amp electrical, water but no dump are an additional \$10 per night. A few sites with 50 amp are available for \$15 per night.



Biggest Crab Winner Jean Davis showing her winning catch. Just one of the limit of 12 keepers she pulled in that day.

Weather Cancellation can take place the morning of 9/14/15 due to extreme conditions making boating unsafe (eg. Gale force winds). All participants will be called if this happens. The registration fee will be returned less \$10. A donation receipt will be provided for the \$10 and the funds will defray the costs of food purchased for the event that will need to be donated to the local food bank. This has happened only once in the nineteen years of this event, so the risk is low.



Fresh caught and cooked crab is hard to beat!

Contact Norm Ritchie (503) 807-7729 to sign up or for additional details. Or email neritchie1@gmail.com with the following information: name; phone number; will you be staying at the dorm, bringing an RV or staying elsewhere?; Will you be fishing the bank or do you want a ride on someone else's boat or will you be bringing a boat ; If you are bringing a boat, how many people can you take on your boat and do you have anyone already set up to go on your boat (must be a NW Steelheaders member); What is your knowledge of Tillamook fall chinook fishing and crabbing?

Payment must be received no later than September 9th in order for us to know how much food to purchase. Please make

checks out to the "Sandy River Chapter, ANWS" and mail to Norm Ritchie, 2834 SE 166th Ave., Portland, OR 97236-1861.

Some basic tips on Tillamook Bay

This article covers the upper half of Tillamook Bay and first part of tide water areas in the Wilson and Trask and Tillamook rivers. So it covers from the Ghost hole along Highway 101, through Bay City and on up to the Memaloose launch area. You'll be fishing on the incoming tide, so look for a morning low tide in your tide book.

There are several methods, but the lions share of folks slow troll with herring or spinners , preferably going with the current and then run back down to the start of the area to do it again.

The basic outfit is a 7 ½ to 9 foot rod with a sturdy level wind reel filled with 20-30# test mono. The bay is pretty shallow for the most part in this section, the lesser drag of braid lines will be of limited advantage for trolling. If it's already on your reel, use it! It's fine. Some folks employ flashers to give extra flash, but many fish are caught with a simple rigged herring or big spinner.

Lots of people plug cut their herring to add extra spin at the very low speed you'll be going. I find that some of those herring hoods, or rigs that clip the whole herrings head and impart a spin are easy to use and work great. The herring you'll use are big...7-9 inches long are common.

However you do it, put your herring in the water and make sure it has a tight rolling action. If it doesn't bring it back in and tweak it until it does! No spin means no fish!!

Take a hook stone and touch up your hook points until they stick easily in your thumbnail. Sharp hooks are important!

The basic rig is like this- line from your rod (20-30#) to a 3 way swivel or "spreader". A dropper line to your sinker- 15 inches of #15 test mono with a snap swivel or loop in the end. From the back loop of your three way swivel or spreader, 36 inches of #30 mono, then a bead chain swivel, then another 36 inches of #30 mono to your spinner. That last 36 inches could also be your herring leader instead.. Troll very slowly with the current and watch your depth finder. You'll be catching fish in 6-15 feet of water! Hold your rod as much as possible and feel your sinker along the bottom. Lots of little bumps means it's dragging bottom...reel In a bit! No bumps and see what the depth finder says...you'll probably have to pull out some line to get down. You should bump bottom to check depth at least once a minute. Those fish come in from deep water and don't to be up on the surface- they are bottom huggers! You should check your rig every 15 minutes for sea weed and take the seaweed off if there is any.

Oh hey about that SLOW trolling. Often you'll need a sea anchor (I like one 18 inches across the mouth or more..) to really slow down. Rig it so it's forward of the motor and you can't possibly run over it no matter what you do. Mine hangs over the side about ½ way forward in the boat. Running over your sea anchor is bad.

You'll be using 2-4 ounces of lead commonly, sometimes a bit more in big tides, less in slack tides. Get an angle on your line about 45 degrees behind the boat.

I like to put a drop of scent on my rig, herring, anchovy or shrimp, every 1/2 hour or more.

Salmon will often “mouth” a herring a bit before really taking it. It’s hard to do...but let ‘em. Then once they are really interested set the hook hard. Salmon usually hit a spinner harder. Feel them and strike!

When you hook a fish call out to the boats around you and let them know. They’ll try and work around you. If possible you may be able to slowly inch your way out of the main crowd, where you can take your time, and avoid other boaters lines. These fish are big and strong 15-20 minutes of fighting is not unusual. We had a particularly strong fish one day that took closer to 45, and wore an angler out totally!

The channels with any depth are relatively narrow and occasionally you’ll accidentally snag a fish, especially if you are trolling spinners. Get it in as fast as you can and release it. Don’t even think about keeping it- everyone will be watching you and the game police will ticket you guaranteed.

You can troll up in the lower reaches of tide water as well, but if you see an area with people bobber fishing, give them a wide berth. Don’t troll nearby their rigs!

When you get one, tag it immediately before resuming fishing. I cut the gills on mine and let them bleed out over the side of the boat on a rope, then place them in a wet canvas bag. A cooler with ice is good if your boat is big enough for that.

Catch some fish, and stay in touch.

Larry Palmer



Slow down, apply brakes gradually, and make sure your boat is well secured to your trailer

14th Annual Down the River Clean Up on the Clackamas River

The 14th Annual Down the River Clean Up on the Clackamas River takes place on Sunday, September 11, 2016 and there are still many volunteer opportunities available! The event is hosted by We Love Clean Rivers, and the Clackamas River Basin Council.

Join outdoor companies, environmental organizations, governmental entities, local community leaders and fellow Steelheaders in helping cleanup 20+ miles of riverway from McIver Park to Clackamette Park. In its 13-years history over 3,635 community members and volunteers retrieved over 66,040 pounds of trash!

This is an opportunity for Steelheaders to use their driftboats to help clean up one of our most beloved and used local rivers, The Clackamas, as well as hang out with like-minded individuals and spread the word on who we are and what we do.

Event sites include McIver State Park, Barton County Park, Carver Park, Riverside Park and Clackamette Park. The river cleanup is usually split into four sections with five drift boats on each section. If we could provide them with 20 drift boats, we would be a commanding presence as well as get Steelheader recognition on their event flyer, press release and other coverage.

We all love to fish and fish need rivers to thrive, grow, and return; let's help them out by giving them clean, healthy river systems. Help fish, the environment, and promote Steelheaders at the same time! A bar-b-que for volunteers follows the cleanup and is sure to include good eats, good conversation and plenty of fish tales. And, we also get to have a Steelheader booth at the event!

Please join us for a day of fun, giving back to the environment, helping our fish, and spreading the word.

Volunteers are asked to pre-register by going to: <https://www.eventbrite.com/e/2016-down-the-river-clean-up-on-the-clackamas-tickets-26730734346> and choosing positions which include Registration and On-Land Volunteer positions as well as On-Water Positions such as Boater Volunteer and Garbage Scows.

Detailed descriptions of the driftboat/garbage scow job can be found here: <http://www.weloveclean-rivers.org/clackamas-down-the-river-clean-up-sep/volunteer/>.

For more information contact: Tim Wilson at 503-201-3525, Stevie Parsons at 503-706-2515, or Norm Ritchie at 503-807-7729. Tom VanderPlaat at 503-784-6228 will be arranging drift boat shuttles.



Norn with a boat load of trash

A 28 year tradition of celebration and sport fishing enhancement.



October 13 - 15, 2016

County Fairgrounds, Tillamook, OR

Teams of 3 Anglers

Registration Dinner,

Awards Banquet, Hosted Bar,

Trophies, Door Prizes, Biggest Fish

and Total Catch Side Pools, Silent

Auction, Commemorative gifts,

Give it your best SHOT! Photo Contest, and more!

Overnight Accommodations

Tillamook has some great motels and camp grounds but if you are on a limited budget we have a bit more rustic solution - Stay at the Tillamook Fairground! The fairground's 4-H Bunkhouse and RV electrical and water hookups are available. See the registration form for costs. Bunkhouse guests need to bring a sleeping bag or bedding and shower, shaving kit, etc.

Door Prizes

Everybody gets a prize! While most come from our donors, each team is to donate a prize (minimum \$25 value) representing the team and the joy of fishing. Bring your team donation to registration.

Register Today

Mail the form on the back, call 503-653-4176 or go to www/nwsteelheaders.org/events/shot

Don't forget to turn in your volunteer hours

YOU are
what
makes an
event
successful

Thank
You

Grazie

Gracias

Merci

Danke

Arigatō

Please do not forget to turn in your volunteer hours. It is important that these hours be recorded. You can turn in the Volunteer hours at the monthly meeting to Beverly Betzer or you can call her 971-645-8832 or email her bevbetzer@yahoo.com

Sandy River Chapter Volunteer Hour Report

Name:

Event:

Date:

Hours:

Event:

Date:

Hours:

Event:

Date:

Hours:

Remember to include your travel time to and from the event. If you have any questions about your how to report your hours, contact the event coordinator. Turn this form in at the monthly meeting or by e-mail to Beverly Betzer at bevbetzer@yahoo.com

SPINNER DAVE'S

CUSTOM DESIGNS

PREMIUM SPINNERS AND COMPONENTS

EXCLUSIVE HOME OF THE "SG" SERIES BLADES AND SPINNERS



Spinner Dave can also be contacted at sdcustomdesigns.com



Trevor Storlie / Professional Guide

Phone 503.695.6515 / 503.307.5601 cell

37000 SE Gordon Creek Road, Corbett, OR 97019

www.redsguideservice.com / email: trevor@redsguideservice.com

Dean's Guide Service

Dean Pierce

503.333.4575

Salmon- Steelhead
Sturgeon- Walleye

US Coast Guard
Licensed & Insured



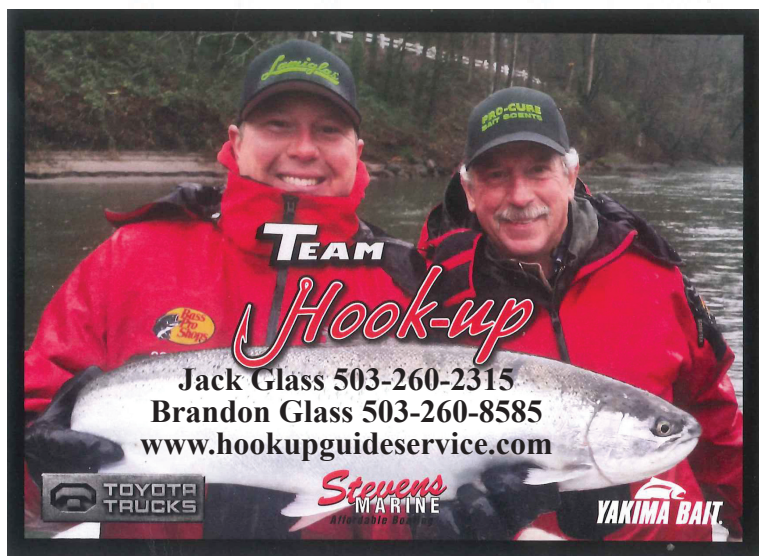
www.deansguideservice.com

• CUSTOM-MADE STEELHEAD AND SALMON JIGS •
INSTRUCTIONAL DVD • HOW-TO-KITS • FLOATS • TACKLE AND MORE



MARK ANDERSON
CINDY COUTURE
HILLSBORO, OREGON

PHONE 503-998-3994
FIRSTBITEJIGS@FIRSTBITEJIGS.COM
WWW.FIRSTBITEJIGS.COM



O2BFISHN GUIDE SERVICE

Jeff Stoeger

503-704-7920

Salmon - Steelhead


Pro Staff for:

St Croix Rods, Okuma Rods &
Reels, Owner Hooks, Yakima Bait,
Pro-cure Bait Scents, P-Line,
TUFLINE.

CPR & First Aid Certified

Licensed & Insured

www.guideoregon.com



Doug Hays

CELL 503-708-8353

PHONE 503-777-4021

FAX 503-777-2199

9299 SE 64th Avenue

Portland, OR 97206

oregontackle@comcast.net



755 E. Burnside

Gresham, OR 97030